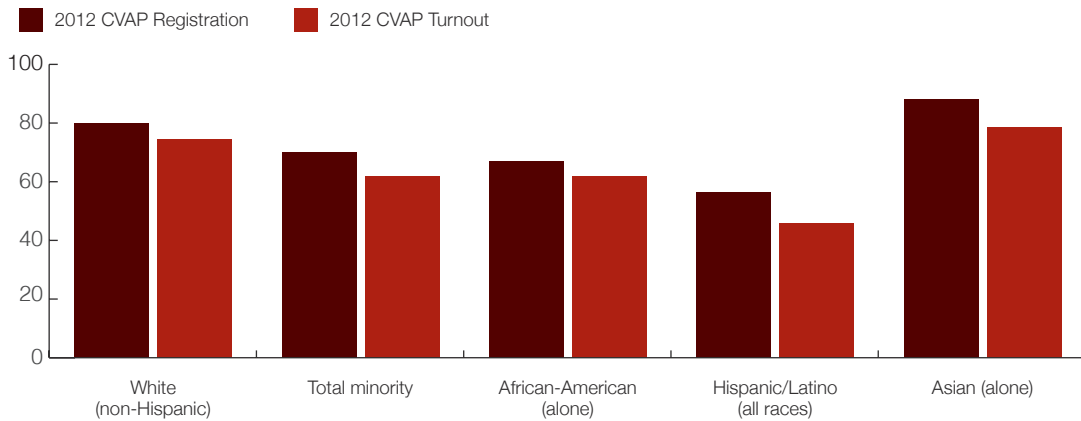
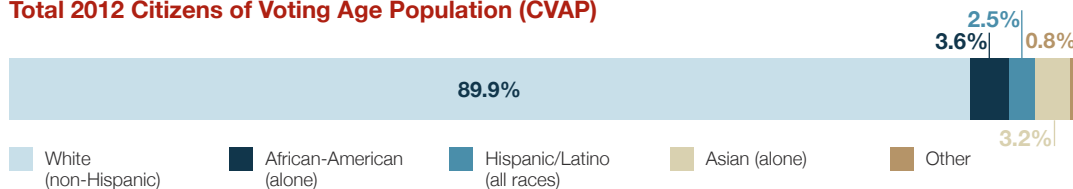




### 2012 Registration and Turnout Rates among Citizens of Voting Age Population (CVAP)

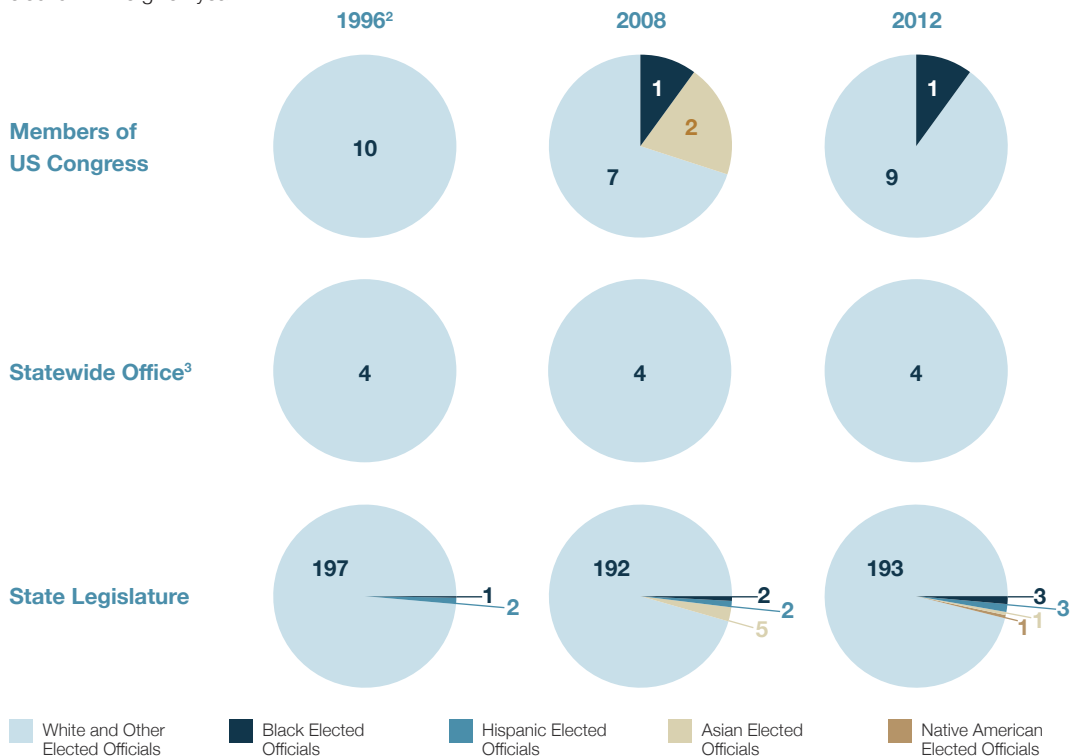


### Total 2012 Citizens of Voting Age Population (CVAP)



### Numbers of Minority Elected Officials<sup>1</sup>

With the exception of 2008 data on Asian elected officials, these figures represent the results from the November election in the given year.



<sup>1</sup> Data on Native American elected officials is only available for 2012 state legislatures.

<sup>2</sup> Data on Asian elected officials is unavailable for 1996.

<sup>3</sup> This category is limited to Governor, Lieutenant Governor, Attorney General, and Secretary of State.

**Prior Coverage Under Section 5 of the Voting Rights Act**

None of Minnesota was previously covered under Section 5.

**Coverage 2011 to Present Under Section 203 of the Voting Rights Act**

Currently, none of Minnesota is covered under Section 203.

**Section 2 Cases (not including language assistance cases), 1995 to June 2014 (adjudicated in favor of plaintiffs or settled)**

None.

**Language Assistance Cases, 1995 to June 2014 (adjudicated in favor of plaintiffs or settled)**

None.

**Department of Justice Objections and Court Denials of Preclearance (Sections 5 and 3 of the Voting Rights Act), 1995 to June 2014**

None.