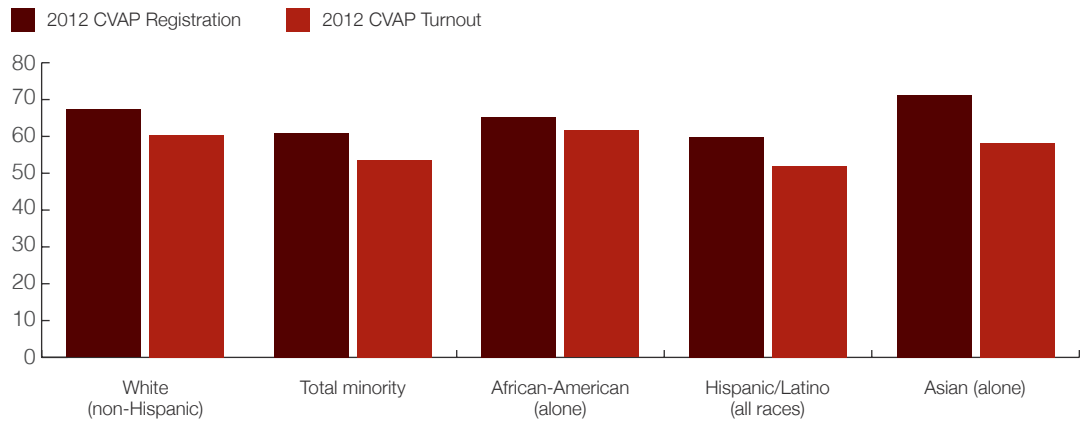
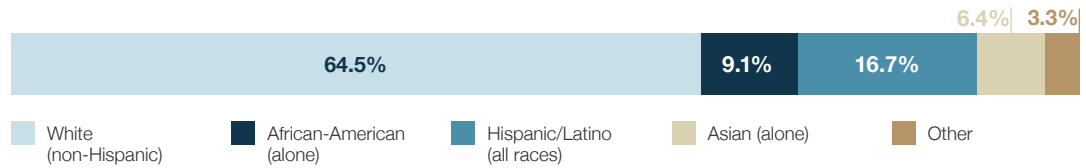




### 2012 Registration and Turnout Rates among Citizens of Voting Age Population (CVAP)

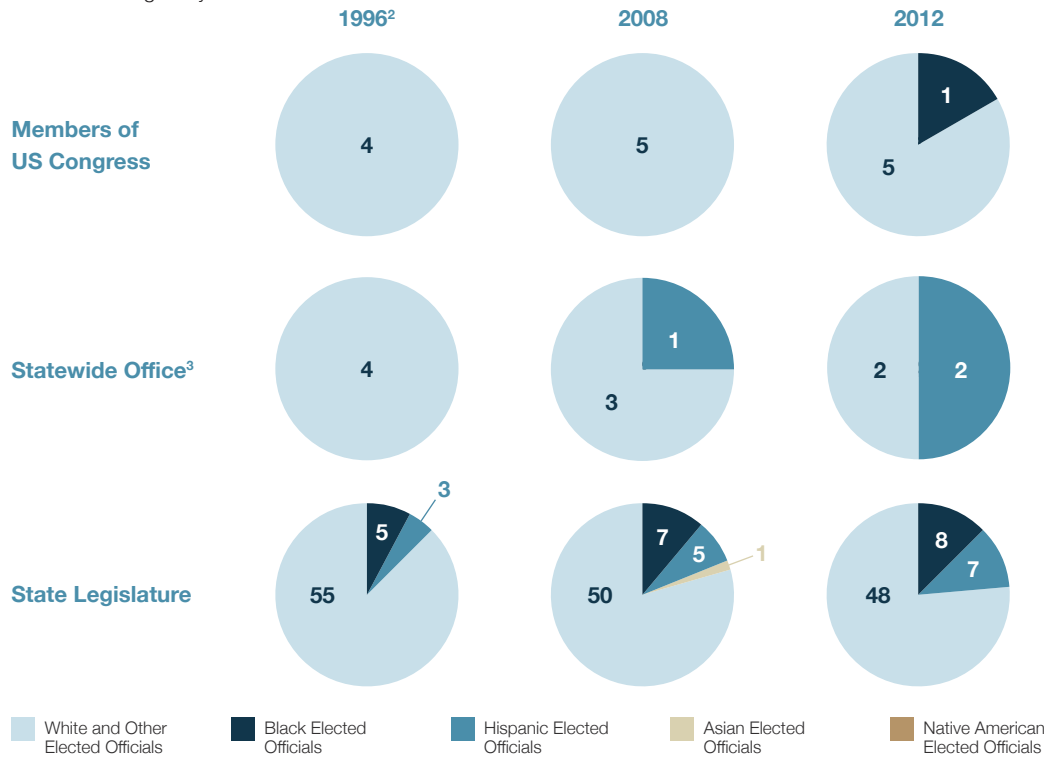


### Total 2012 Citizens of Voting Age Population (CVAP)



### Numbers of Minority Elected Officials<sup>1</sup>

With the exception of 2008 data on Asian elected officials, these figures represent the results from the November election in the given year.



<sup>1</sup> Data on Native American elected officials is only available for 2012 state legislatures.

<sup>2</sup> Data on Asian elected officials is unavailable for 1996.

<sup>3</sup> This category is limited to Governor, Lieutenant Governor, Attorney General, and Secretary of State.

**Prior Coverage Under Section 5 of the Voting Rights Act**

None of Nevada was previously covered under Section 5.

**Coverage Under Section 203 of the Voting Rights Act**

Currently, one county in Nevada is required by Section 203 to provide minority language assistance for the Asian community. One county is required by Section 203 to provide minority language assistance for the Hispanic community.

**Section 2 Cases (not including language assistance cases), 1995 to June 2014 (adjudicated in favor of plaintiffs or settled)**

None.

**Language Assistance Cases, 1995 to June 2014 (adjudicated in favor of plaintiffs or settled)**

None.

**Department of Justice Objections and Court Denials of Preclearance (Sections 5 and 3 of the Voting Rights Act), 1995 to June 2014**

None.